



RAMADAN

Children's

ACTIVITY BOOK



FASTING CHART

NAME _____

A collection of 30 numbered stars arranged in a grid-like pattern. The stars are numbered 1 through 30. The colors of the stars are: 1 (brown), 2 (white), 3 (yellow), 4 (white), 5 (yellow), 6 (white), 7 (blue), 8 (white), 9 (grey), 10 (white), 11 (yellow), 12 (white), 13 (blue), 14 (white), 15 (grey), 16 (white), 17 (grey), 18 (white), 19 (yellow), 20 (white), 21 (brown), 22 (white), 23 (yellow), 24 (white), 25 (blue), 26 (white), 27 (brown), 28 (white), 29 (yellow), 30 (white).



Circle each day you fast!



Do 1 NEW Sunnah of the Prophet Muhammad (May peace & blessings be upon him) each day




COLLECT
MONEY
FOR
CHARITY



Get a parent to download your own cut-out sadaqah box online at islamic-relief.org.za/box and start collecting.


BE SAFE! Don't ask people outside your home, without your parents permission.

Colour in both sides of the lamp and cut along the dotted line. Then, with help from an adult, hang it up around your home.



**MAKE
A LAMP**


Colour in both sides of the lamp
and cut along the dotted line.
Then, with help from an adult,
hang it up around your home.



**MAKE
A LAMP**

CROSSWORD

Fill in the crossword using the clues below!
Ask a parent if you need help.



ACROSS

1. The messenger of Allah
2. Worship
3. The first Surah of the Qur'an
4. We do this from dawn until sunrise during Ramadan
5. Those who do good deeds will get this from Allah
6. Celebration at the end of Ramadan
7. Our holy book

DOWN

8. Sunset time
9. Where is it best to pray?
10. We do this 5 times a day
11. The 9th month of the Islamic calendar
12. Eat this before you start fasting
13. This happens at Maghrib time
14. The way of the Prophet (PBUH)

FIND YOUR WAY TO THE MOSQUE


Don't get distracted on the way!



You are rewarded for every step towards the mosque!




LOL



You could ask an adult to take you to the mosque this Ramadan!

YAY! YOU DID IT

WORD SEARCH



D R D A Q L U T A L Y A L B
A T F A S T i N G O S H M R
M T D D W S U N R i S E B O
M A O G i V i N G i R K M T
A R O S N A D A M A R G S H
H A H Y E M M U R A T F i E
U W R L S M i O O S i N U R
M E E i H M P O S A i M i H
T E T M A A R T A Q S W M O
A H S A R K A E U U U Q O O
K T i F i K Y S A H W E F D
A U S D N A E N M N A R U Q
Z i i A G H R U K A R A L G
A E A U T A Q S D A T R D Y

PRAYER

MAKKAH

FAMILY

SISTERHOOD

SHARING

RAMADAN

BROTHERHOOD

FASTING

IFTAR

QURAN

TARAWEEH

MOSQUE

LAYLATUL QADR

GIVING

ZAKAT


MUHAMMAD

SUNSET

SUNRISE

MAKE it BEAUTiFUL

Colour in the mosque





Cut-out and hang on your bedroom door.

**MAKE
A DOOR
HANGER**




Cut-out and hang on your bedroom door.

Make your own Eid CARD

Cut along the line 

EID MUBARAK



Fold along dotted line and colour in!



See instructions on the other side.



May Allah bless
you and your family.
Asalaamu 'alaikum, from...

SOME THINGS TO DO ON EID



Take the ritual **BATH** (Ghusl).



DRESS UP for Eid prayers!



Go to the **EID PRAYERS**
& listen to the Khutbah (talk).



Ramadan is over, so you should **EAT!**

...AND SAY

ALHAMDULILLAH

LOTS!

...Because we are told by Allah, that if we are grateful for the good we have, then He will give us more good!



Blessings are multiplied in Ramadan. So, get busy!



islamic-relief.org.za

©Islamic Relief Reg Charity No. 328158